

TILTWATCH



Product Description

The tilt indicators detect unacceptable tilting on goods that must remain upright. When these indicators are used, the product cannot be tipped without indisputable evidence of mishandling.

TiltWatch® XTR

The TiltWatch XTR is a single-use tip indicator used to monitor goods that must remain upright. When attached to a package, the TiltWatch XTR turns red if the package is tilted past 80°. The patented design ensures that the indicator remains unaffected by movement due to normal handling conditions or random vibrations.

TiltWatch® Plus

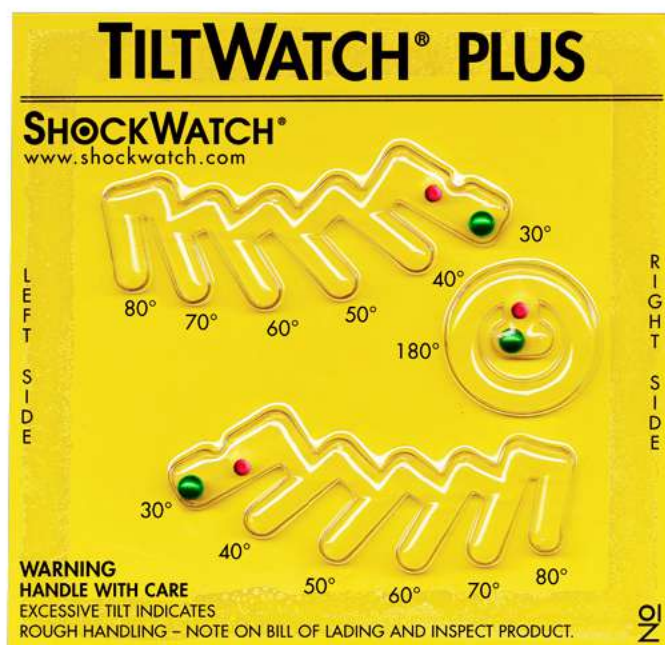
TiltWatch Plus indicates whether there has been tilt to the left or right, the degree of the tilt, or if complete overturn has occurred.

Industries Served

- Aerospace
- Engineering and Machinery
- Logistics
- Power and Refinery

Benefits

- Reduces mishandling during transportation or storage
- Provides indisputable evidence of mishandling
- Alerts recipient to inspect contents before acceptance
- Promotes chain of accountability for all product handling
- Confirms effectiveness of packaging
- Helps increase quality of product from dock to dock
- Helps identify trouble spots in supply chain, from production to transportation and storage



(TiltWatch® Plus)



STREAM PEAK INTERNATIONAL PTE LTD
Tel: +65 6610 7921 | Fax: +65 6862 2520
Email: enquiry@streampeak.com.sg

Valuing Relationships, Protecting Goods
Address: 26 Tuas South Street 3, S(638026)
Website: www.streampeak.com.sg

Key Features

TiltWatch® XTR

- Detects Tilt greater than 80°.
- Tamper-proof
- Indicator will not activate under normal handling
- Provides simple, cost-effective prevention of tilting
- Affixes directly to goods or packaging for clear visibility

TiltWatch® Plus

- Indicates degree of tilt detection
- Complete overturn detection
- Tamper-proof



(TiltWatch® XTR)

Product Specifications

TiltWatch® XTR

Technical Specifications	
Monitoring Range:	Single plane
Tolerance:	± 5% at 20°C / 68°F, 1 ATM
Operating Temperature and Humidity:	-40° to 60°C / -40°F to 140°F 5-99% RH, non-condensing
Adhesive:	2 mil high tack acrylic
Adhesive Shelf Life:	2 years
Composition:	Rigid polystyrene housing with non-magnetic steel indicator
Dimensions:	2.92in x 2.37in x 0.21in/ 74.27mm x 60.31mm x 5.29mm
Weight:	~14.17g
Installation:	Pressure-sensitive adhesive or holes to accommodate screws, nails, or staples
Customization:	Private logos available Minimum quantity applies

TiltWatch® Plus

Technical Specifications	
Monitoring Range:	Single plane and rollover
Tolerance:	± 5% at 20°C / 68°F, 1 ATM
Operating Temperature and Humidity:	-40° to 60°C / -40°F to 140°F 5-99% RH, non-condensing
Adhesive:	Vinyl acetate copolymer
Adhesive Shelf Life:	1 year
Composition:	Clear PVC housing and glass indicator
Dimensions:	4.6in x 4.6in x 0.3in/ 116.84mm x 116.84mm x 7.62mm
Weight:	~15.30g
Installation:	Pressure-sensitive adhesive or holes to accommodate screws, nails, or staples

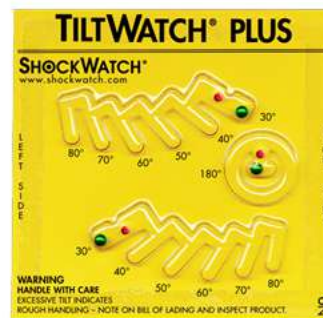


Selection Guide

	TiltWatch XTR	TiltWatch Plus
Sensor Type:	Steel disc, non-metallic	Glass Balls
Arming Method:	Remove adhesive backing	Remove adhesive backing
Serialized Barcode:	Yes	Yes
Indicates Tilt Direction:	No	Yes
Indicates Degrees of Tilt:	No	Yes
Inversion Indicator:	No	Yes
Activation Angle:	Greater than 80°	30° with 10° increments to 90°



(TiltWatch® XTR)



(TiltWatch® Plus)

Product Application

- Biotechnology and Drugs
- Office Equipment
- Medical Devices and Supplies
- Appliances
- Agriculture
- Construction Supplies and Fixtures
- Furniture and Fixtures
- Logistics / Transport and Storage
- Computer Hardware
- Auto and Truck Parts
- Packaging/Crating
- Auto and Truck Manufacturers
- Chemicals/Petro-Chemicals
- Aerospace and Defense
- Art
- Energy and Utilities
- Scientific and Technical Instruments
- Consumer Electronics
- Electronics
- Industrial Equipment
- HVAC



STREAM PEAK INTERNATIONAL PTE LTD
 Tel: +65 6610 7921 | Fax: +65 6862 2520
 Email: enquiry@streampeak.com.sg

Valuing Relationships, Protecting Goods
 Address: 26 Tuas South Street 3, S(638026)
 Website: www.streampeak.com.sg

Product Guide

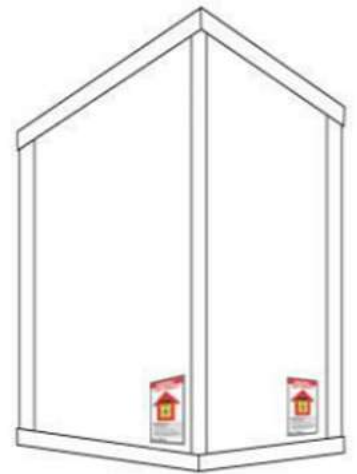
Rules of Thumb:

Once the TiltWatch indicator is armed:

1. Do not tilt left or right.
2. Affix to carton immediately in an upright position.

TiltWatch Application Instructions:

1. Remove the TiltWatch companion label from its adhesive liner and place it carefully over the TiltWatch so the TiltWatch protrudes through the opening.
2. Peel the adhesive liner from the back of the TiltWatch. Make sure you hold it in an upright position. Once the adhesive liner is removed, the TiltWatch is armed.
3. Place the TiltWatch in an upright position near the lower corner of the shipping container. This placement helps to align the TiltWatch properly and adds rigidity. Mounting as low as possible provides the best response.
4. Press firmly in the center and around the edges of the TiltWatch and TiltWatch Companion Label to make sure the adhesive makes good contact with the container to which it is being applied.



Tip:

Rough wood and heavily waxed wood containers may require special attention. If the wood is extremely rough, ShockWatch recommends the use of a spray adhesive to increase bonding strength.

Related Products



ShockWatch Flex



ShockWatch Dot



ShockLog@ 248



ShockWatch RFID



STREAM PEAK INTERNATIONAL PTE LTD
Tel: +65 6610 7921 | Fax: +65 6862 2520
Email: enquiry@streampeak.com.sg

Valuing Relationships, Protecting Goods
Address: 26 Tuas South Street 3, S(638026)
Website: www.streampeak.com.sg